



# *Espinas y Flores*

*The Newsletter of the San Diego Cactus & Succulent Society*

Affiliated with the Cactus and Succulent Society of America

**Volume 46 Number 8**

**September 2011**



**NO MEETING IN SEPTEMBER!!**

**Instead, A Trip to Lotusland!**

**Inside the EyF:**

**New Book Report: Don Hunt "A Tale of Two Aloes"**

**Chris Miller: "Succulent Plant Propagation"**

Next Meeting Will Be On Saturday, October 8, 2011, 1pm to 4pm  
Casa Del Prado, Room 101, Balboa Park

Plant Sales Begin at 10am, Workshop Begins at 11:30am



## PRESIDENT'S MESSAGE

27 August 2011



It's really hot in Santee!! So it is a good day to get my computer chores done. August was a busy month. I took a trip to Portland Oregon to visit my son and my sister and to show my son and daughter the sights I grew up with. I'm pretty much over trees right now. Since I came back on the 9<sup>th</sup> the cactus in the front yard have been blooming like crazy. Even some that haven't bloomed before.

Our August meeting was a busy one. I gave a talk on succulent propagation without seeds. We will do a growing from seeds workshop soon. We had a very nice turnout and I hope I shared some information that will help. Just like most of you (except the professionals) I'm just guessin' here. These are things that have worked for me. Luckily it is a forgiving group of plants.

**Erik Gronborg** gave a nice Plant of the Month talk on Acacias and I am now convinced that I need to remove one I planted two years ago. It is going to get too big. Mark Fryer warned me, but would I listen? Noooo. **Brian Kemble** took us on a trip to Baja and we enjoyed his wonderful pictures.

For those of you that are creative, remember that November will feature a faux plant Brag Table. Now is the time to start those creative juices running, flowing, dribbling or whatever they do for you.

We have started receiving donations (tax deductible) for the Anza Borrego fund. For the next two months we are going to do a fundraiser towards the Anza-Borrego fund. SDCSS will match any donation made by a member through the club to Anza-Borrego. Our goal is to donate a total of \$5000 between us. The money will go towards purchasing additional holdings for the park. This supports the conservation part of our



Progress toward the Anza-Borrego Fund Goal

charter. The cut off for donations is the November meeting.

The Board held a Strategic Planning Session on the 23<sup>rd</sup> of July. You may ask why we would hold such a meeting. The answer is that if we want to grow and improve SDCSS we have to be proactive and put effort into planning the changes that will take us to the next level. Our new Goal for the next 18 months is "To Promote Involvement In All Aspects of SDCSS". What this means is that we want as many of you involved as volunteers and participants in the things we do. From helping out with shows, sales and meetings, to speaking, sharing your yard, plants, or photos and participating on tours and trips. We are a large organization and we offer lots of opportunities to experience all the aspects of our hobby. We pulled a lot of great ideas from the surveys you sent us. The Strategies we have selected to work towards our goal are as follows:

- Develop a culture of involvement – Owner is **Steve Harris**
- Build and maintain an active membership - Owner is **Ken Blackford**
- Improve promotion of SDCSS – Owners are **Candy Garner & Kathy Harris**
- 4. Develop and improve all aspects of Education – Team Leader is **Vanessa Nelson** (Team members include **Kelly Griffin, Don Hunt, Chris Miller**, Tours Chair TBD, Workshop Chair TBD)

These Strategy Owners will be looking for support, help, team members. Their first goal is to have three action items ready to work on by the next board meeting.

We have two new programs we have started this summer, one is the Workshops before the regular meetings. We are aiming for a hands on experience. The other is our Coffee in the Garden tours. **Peter Walkowiak** had a gathering at his house in August so we made that our first tour. Our next tour will be the 25<sup>th</sup> of September at the home of **Erik & Irina Gronborg** in Solana Beach. More details follow in this issue of EyF. We are looking for two new chairs to help run these two programs. You will have help and getting involved like this is a great way to meet new people in SDCSS.

The last thing I want to talk about is the trip to Lotusland in September. We are doing this trip together with the Palomar Cactus and Succulent Society. Cost will be \$60 for members and \$70 for non-members. This includes bus, lunch and entrance to the estate. We may still have a seat or two left. Call me if you are interested.

Stay cool and let your plants enjoy the heat.

Chris Miller

## Succulent Plant Propagation

### Chris Miller

(Mini-Workshop presented on August 13, 2011)



Many succulent plants are very easily propagated from cuttings of either whole shoots or in many cases just individual leaves. Other plants put off pups that can be easily removed and potted up.

#### Stem cuttings:

The best time to take stem cuttings is when the plant is grown vigorously. This means that depending on the plant we can be busy year round taking cuttings. Do not take cuttings while the plant is in flower. If you need to trim the plant when it is in flower, remove the buds and try it anyway.

#### Steps for taking stem cuttings:

- Cut with clean sharp knife or trimmer at a point where the new stem joins the main stem or cut 2-3 inches long, including lots of healthy leaves.
- Prepare a leafy stem by removing the lowest leaves to give a length of bare stem about an inch long.
- Dust stem pieces with rooting powder containing fungicide to prevent infection (if you live in a damp area). Leave the cuttings for a couple of days to callus over.
- Cover the cut end just enough to hold the cutting upright, or lean it against the side of the pot. Make sure that at least one leaf node is under the soil level)
- Water in about 1 week after potting

Remember that cuttings must never be placed straight into fresh soil and watered. The cut surface must be allowed to dry and harden to prevent harmful fungi invading the tissue. The larger the cut surface the longer they need to be left to dry.

#### Leaf cuttings:

Some succulent plants will produce a new plant from a detached, rooted leaf.

#### Steps for taking leaf cuttings:

- Gently ease off a whole leaf from where it joins the stem. Do not damage the base.
- After allowing the end to dry out for a few days it is ready to be put into the planting medium. The planting mix can be your regular potting mix, pumice or any mix of the two. Put several leaves in a shallow pan or pot and place in a shaded location, protected from extreme heat or cold.

- Some leaves prefer to be placed on top of the mixture, some like to be stuck in the mixture. The important thing is that they are in close contact with the potting mixture. The leaf will shortly form roots and a plantlet will form from the base of the leaf.

#### Separating Offsets:

Taking rooted offsets and separating clusters is the fastest and most trouble free method of propagation. Offsets are smaller plants coming off from a main plant (the parent). In its simplest form, offsets can be pulled off the parent and will detach with their own root system already somewhat developed. In other cases, the offset will have just a bare, broken stem, which needs to be dried off for about a week before being stuck into the potting mix. Roots develop quickly when the weather is warm. If roots are present and there is no cut surface, the offset or pup can be planted immediately in a dry mix. Always remember to remove any dead leaves.

#### Steps for separating offsets (pups):

- If a large clump: unpot parent plant and pups.
- Gently pull apart the clump of pups. If root ball is too tightly grown, soak plant to loosen up the roots and work the root ball until it starts to separate. Some pups will release freely, other will need to be cut or broken off (carefully).
- Clean up parent and pups, removing dead leaves and dead roots.
- Let dry out for a few days (depending on the weather) if there are broken roots or you had to cut or break the pups from the parent plant.
- Plant in dry mix and water as appropriate.

If you want to separate a single pup you use a clean knife, cut it from the base of the parent plant and try to loosen the soil around the pot so that you can retrieve as much of its roots as possible.

#### Rooting in Water:

*Hoyas* actually can root in water.

#### Steps for rooting in water:

- Take cuttings a bit below the nodule where the leaves come out. Don't make the cutting too long (6" length is best, but it's not always possible with *Hoyas*.) You want at least two leaf nodules on cutting if not three.
- Trim off leaves from lower nodule
- Place in opaque container and fill with lukewarm water. You can add B1 or rooting compound to help
- In 4 to 10 days you should see root growth. As soon as you see a strong root system develop, it is safe to transfer cuttings to potting

*Continued on page 4*

soil.


#### References:

Succulents Care and Health by **Rudolf Schulz** and **Attila Kapitany**.  
Instant Guide to Healthy Succulents by **John Pilbeam**.  
The World Encyclopedia of Cacti and Succulents by **Miles Anderson**.  
The Hoya Handbook by **Dale Kloppenburg** with **Ann Wayman**.


## New Library books Reported by Don Hunt A Tale of Two Aloe Books



We have two new major aloe books in our collection available for checkout in August. The first was anticipated for more than a year as it was authored by some of the biggest names in succulent botany, who made their names, at least to me, with the excellent Euphorbia Journal series, **Carter**, **Lavranos**, and **Newton**. Published by the legendary Kew Gardens and titled *Aloes: The Definitive Guide* by **S. Carter**, **J. J. Lavranos**, **L. E. Newton**, and **C. C. Walker**, this review is one of disappointment. The second book, *Aloes of Madagascar* by the **Jean-Bernard Castillon** and **Jean-Philippe Castillon** brothers, published in Reunion Island (???), is everything the “definitive” guide is not. First of all, the Madagascar book covers only the aloes of Madagascar and doesn’t over reach in such a dramatic fashion, attempting to list all known aloe species. The books are very close to the same overall dimensions and almost the exact same thickness, but the Kew book has almost twice the number of pages. This results in a paper that is thin enough to see through and easily torn. Personally, I wouldn’t object if the pictures were of equal quality to the Madagascar book, but there is no comparison. The Kew layout is poor, resulting in excessive white on most pages, very small and unimpressive photos. The Madagascar book fills every page with



excellent photos of plants in habitat, close ups of flowers, and habitat itself. The format of both books is to show one species per page. Unfortunately the Kew book considers this a rule not to be broken and the Madagascar book is happy to include an extra page or 2 (or 3 or 4) where it has some particularly stunning photos, frequently full page. The Kew book has one full-page photo per major division (stemless aloes, tree aloes etc) for less than a dozen. The Kew book acknowledges in the introduction that the standard book it hopes to replace is the 2 volume **Reynolds Aloes** books, published in the 1950s. If they had taken the wisdom of a multiple volume set, I’m sure they could have done a much better job. The publisher probably had control of the format based on price. Since it still is \$164, I would advise checking the club copy before buying one for your own collection, unless of course it really doesn’t matter you must have one and you know who you are. On the other hand I was very impressed with the Madagascar Aloe book, except for the quality of the binding. Everyone who saw the book was dismayed at the weak spine attachment. If you buy it for your own collection, be extra gentle. I took the club copy to a book binder, who reinforced the spine for an extra \$20. That done, the 2 books are about equal in cost.



## Electronic Espinas Y Flores

The newsletter is available for viewing and downloading at the Club website, [www.sdcss.net](http://www.sdcss.net). Take a look! All members are urged to accept the e-mailed version of the newsletter in lieu of a bulk-mailed hardcopy. Each month, you will be notified by e-mail of the availability of your next issue, the speakers and events at the next meeting, and other significant announcements. **The electronic version contains extra color images not found in the hardcopy**, and a high resolution version, from which fully detailed images can be downloaded, is also available. Further, updates and errors found in the hardcopy are corrected in the electronic version. To cancel your hard copy, contact the membership chairperson **Collette Parr** at [collette.parr@cox.net](mailto:collette.parr@cox.net).

## August BRAG TABLE WINNERS

Judged by Kelly Griffith and Brian Kemble



### CACTUS

#### Novice

- 1st Place, **Bev Grant** - *Ferocactus emoryi rectispinus*
- 2nd Place, **Jim DeForest** - *Echinopsis sp. crest*
- 3rd Place, **Bev Grant** - *Echinofossulocactus multicostatus*

#### Intermediate

- 1st Place, **Susan Lewitt** - *Opuntia vestita*
- 2nd Place, **Susan Lewitt** - *Mammillaria elongata crest*
- 3rd Place, **Susan Lewitt** - *Euphorbia medusa crest*

#### Advanced

- 1st Place, **Brian Shepherd** - *Mammillaria thornberi* →
- 2nd Place, **Brian Shepherd** - *Echinocereus delaetii*
- 3rd Place, **Brian Shepherd** - *Echinocereus enneacanthus*



### SUCCULENTS

#### Novice

- 1st Place, **Jennifer Harris** - *Aloe sp.*
- 2nd Place, **Bev Grant** - *Crassula perforata marinariaria*
- 3rd Place, **Jim DeForest/Chuck Ramey** - *Euphorbia capsaintemariensis*

#### Intermediate

- 1st Place, **Chris Miller** - *Cotyledon sp.*
- 2nd Place, **Chris Miller** - *Haworthia cuspidata v. variegata*
- 3rd Place, **Lee Badger** - *Echeveria sp.*

#### Advanced

- 1st Place, **Kelly Griffin** - *Echeveria craigiana*
- 2nd Place, **Kelly Griffin** - *Pachypodium x Namaquanum x Succulentum*
- 3rd Place, **Elibet Marshall** - *Crassula sp.*

Submitted by **Candy Garner**



## VISIT TO TUCSON

Rich Ryan



In early August, I had the opportunity to visit the Tucson Cactus and Succulent Society's (TC&SS) monthly meeting. **Dick Wiedhopf**, the society's president, sends his greetings to SDC&SS members. The guest speaker was **Mark Dimmitt** who gave a preview of his Huntington Gardens Succulent Symposium talk (Sep. 3), "What is a Succulent?" **Mark** finds that there are few complete definitions of succulents, and he takes on the task of creating a clearer description of what makes a succulent different from other plants. The talk is completed by numerous slides that **Mark** uses to have the audience participate in identifying which plants are succulents and which are not.

In addition to serving prickly pear punch at its meetings, the TC&SS is known for its Educational Outreach School Grant Program to teachers for the integration of the study of plants into K-12 curriculums. Money for this comes from the society's Cactus Rescue Program that counts having rescued over 50,000 cacti during its existence. If a developer or the county is clearing a site or widening a road, TC&SS provides the labor to rescue barrels, saguaros, hedgehogs or mammillaria that may be otherwise destroyed.



TC&SS's recent sale of Rescued plants


I had no luck with the meeting's plant raffle but did well at two retail plant sale locations that are recommended if you visit Tucson. One is the lovely Tohono Chul Park on Ina Road. I have been going there for years and rarely come away without a couple of plants, particularly agaves. One can also have breakfast or lunch at the Tea Room or tour the gardens. The other is Bach's Cactus Nursery where cactus fans can find saguaros and other plants of any size. The staff is friendly and invited me to walk through any of a dozen green houses. As my patient wife, **Estela**, commented, I was a kid in a candy store. If you do purchase cactus or any plants in Arizona, be sure to get a copy of the nursery's "Special Nursery Stock Inspection Certificate." You may need to present it at the CA Inspection Station as you cross back into CA from Yuma.

Happy gardening, **Rich Ryan**, El Centro

## New on-line journal Reported by Chuck Everson



This on-line journal from Englishman **Graham Charles** is probably one of the most exciting and interesting journals to come out in a long, long time. And it is absolutely FREE! You will be amazed at all the news that **Graham** has put into 34 pages. Articles on new descriptions of cacti, travel adventures from different people, **Gordon Rowley's** recent 90th birthday party, **Nigel Taylor's** move from the Kew to Singapore, and much, much more. And the photos are outstanding. I highly recommend you read it, and get on the mailing list for the next one coming out in a few months. You won't regret it..



The Link:

<http://www.cactusexplorers.org.uk/journal1.htm>

(be patient waiting for it to download - it is nearly 10MBytes long!)

## Report on the 26th Intercity cactus and succulent show August 13-14, 2011

This show, held annually at the Los Angeles County Arboretum in Arcadia, is arguably the biggest show of its kind in the country. It is sponsored by three clubs, the Los Angeles, the Long Beach, and the San Gabriel Cactus and Succulent Societies. Over 1400 plants were entered this year, submitted by 97 participants from across the state. Twelve members of the SDCSS entered 142 plants, most notably **Peter Walkowiak** with 38 entries into the highly competitive "Open" class and **Carol & Paul**

**Maker** with 25 in the "Advanced" class. They came in 11th and 10th, respectively, in total points won (6/3/1 scoring). **Peter** garnered two trophies, Best Succulent and Best Rebutia/Sulcorebutia, and one rosette. **Carol** won two rosettes. Other participants and their plant totals: **Petra Crist** (18), **Jim Hanna** (16), **Arnold Chaney** (15), **Miles Anderson** (12), **John Matthews** (11), **Michael Buckner** (10), **Tim Harvey** (8), **Jerry Williams** (7), **Joe Stead** (6) and **Eunice Thompson** (6).

## Coffee in the Garden With Erik and Irina Gronborg



When: Sunday 25 September 2011

Time: Noon to 2 pm

Where: 424 Dell Court, Solana Beach

Directions: From I-5: exit at Loma Santa Fe. Go west to the first light and take a right on Solana Hills Drive. Take the first left onto Dell Street. Take the next right on to Dell Court.

The **Gronborgs** are artists and their view of the garden is visual and artistic. Their challenge was in developing their garden in the dull aftermath of an economically efficient approach to housing development: a subdivision of scraped and leveled lots, devoid of natural features, space, topsoil, drainage and charm. They moved into their home in 1976. Many of us live in those kinds of homes, with no sweeping features to build a landscape on. The **Gronborgs** managed wonderfully.



The Garden

photo by Erik Gronborg

Their garden reflects their desire to live surrounded by beauty. It is intended to be attractive at any time of the year, even as it is always changing. They have incorporated their art and whimsy and each area you enter takes you somewhere else. You will be amazed at how much variety is in this garden.

Please come out and visit.



## UPCOMING EVENTS

**Sep. 3:** Huntington Botanical Gardens Succulent Symposium All Day At The Huntington.

**Sep. 10: SDCSS Trip to Lotus Land! See Details on Earlier Pages!**

**Sep. 25:** Long Beach Cactus Club Annual Plant Auction at 18127 South Alameda St., Rancho Dominguez, CA. 12pm.

**Nov. 5-6:** San Gabriel Valley Cactus and Succulent Society Show and Sale at LA County Arboretum, 301 No. Baldwin Ave., Arcadia, CA.

## MORE OF The Gronborg garden



Photo by Erik Gronborg

Opinions expressed in articles and editorial comments are solely the opinions of the author or the editor and do not necessarily represent the opinion of the SDCSS, the Board of Directors or the organization as a whole. All material submitted to the *Espinas Y Flores* for possible publication may be edited in form and content. All material contained in the *Espinas Y Flores* may be reprinted by other non-profit organizations (unless permission is expressly denied in a note accompanying the article.) Please send one copy of the printed material to the editor. Reproduction in whole or part by any other organization without the express consent of the editor is prohibited.

The due date for submission of all material to be published in EyF will be the second-to-last Saturday of the month preceding the next monthly meeting. All submissions are to be made to the Editors. Please e-mail your articles to **Paul & Carol Maker** at [pdmaker@roadrunner.com](mailto:pdmaker@roadrunner.com).

Otherwise unaccredited photos are the handiwork of the Editors.

## Extra photos for e-mail folks



The recent sale of Rescued Cactus by the Tucson Cactus and Succulent Society



Above Left, Above Right and Below: The Sales Area at the August Meeting





**SDC&SS MEMBERSHIP APPLICATION / RENEWAL FORM**

Dues are \$15.00 per year per individual, and \$5.00 per year for each additional household member. Newsletter is E-mailed. **Mailed paper copies are available for an additional \$5 a year.** *Each member has all the rights and benefits of the organization.*

Annual Dues – (E-mail Newsletter) \$15.00 \_\_\_\_\_  
 First class delivery USPS (Paper Newsletter) \$5.00 \_\_\_\_\_  
 Annual Dues – International (Paper) \$30.00 \_\_\_\_\_  
 Additional Household Member(s) \$5.00 \_\_\_\_\_

Amount Enclosed \$ \_\_\_\_\_

Check **ONE** for type of membership: **NEW** \_\_\_\_\_ **RENEWAL** \_\_\_\_\_

**Member Information:**  
 (Please PRINT to fill in ALL blanks below!!!)

Name: \_\_\_\_\_

Address: \_\_\_\_\_

City and State: \_\_\_\_\_

Zip + 4: \_\_\_\_\_

Phone Number: \_\_\_\_\_

Cell/FAX: \_\_\_\_\_

E-mail Address: \_\_\_\_\_

Additional Household Members:  
 \_\_\_\_\_

**Do you wish to receive E-mail notifications of Club events and issues?**

Yes \_\_\_\_\_ No \_\_\_\_\_

**Mail this form or a copy, along with a check or money order payable in US Funds to SDCSS to:**

**SDCSS Membership Department  
 c/o Collette Parr  
 7924 Grape Street  
 La Mesa Ca 91941-6323**

**(Rev. D-1, 2011-04-12)**

*San Diego Cactus & Succulent Society*

**Executive Board**

President: **Chris Miller**  
 Vice President: **Peter Walkowiak**  
 Secretary: **Candy Garner**  
 Treasurer: **Ken Blackford**

**Directors**

**Cathy Clark**  
**Steve Harris**  
**Don Hunt**  
**Jerry Garner**  
**Kelly Griffin**  
**Vanessa Nelson**  
**Mark Fryer (ex-President)**

**Standing Committees & Sub Committees**

Education, Conservation & Exhibits

Conservation: **Joe Kraatz & Herb Stern**

Brag Table: **Candy Garner**

Plants of the Month: **Don Hunt**

Summer Show: **Peter Walkowiak**

Winter Show: **Peter Walkowiak**

Historian: **Terry Parr**

Library: **Don Hunt, Chris Miller, Jeanette Dutton, Steve & Kathy Harris**

Exchange Plants & Seeds: **Michelle Heckathorn & Sara Schell**

Sales, Meetings, Plant Sales & Supplies

Membership: **Collette Parr**, [collette.parr@cox.net](mailto:collette.parr@cox.net)

Mailing: **Jean & Bill O'Daniel**

Annual Sales: **Chris Miller & Joe Kraatz**

Auction & Holiday Plants: **Lee Badger & Tom DeMerritt**

Monthly Plant Sales: **Joe Kraatz & Lynn Elliott**

Monthly Supply Sales: **George & Jerry Plaisted**

Benefit Drawing Table: **Collette & Terry Parr**

Publicity: **Tom DeMerritt & Joe Kraatz**

Programs: **Kelly Griffin**

Reception: **Susan Hopkins & Judy Walkowiak**

Monthly Regalement: **Cathy Clark & Susie White**

Picnic Regalement: **Laura & Tom DeMerritt**

Hospitality: **Sara Schell**

Liaison

Balboa Park Desert Garden: **Susan Hopkins**

CSSA Affiliate Rep: **Peter Walkowiak**

SD Botanic Garden: **Phyllis Flechsig**

SD Botanical Garden Foundation: **George Plaisted**

SD Floral Association: **Jeanette Dutton**

SD Wild Animal Park Baja & Old World Gardens: **Chris Miller**

Editors: **Paul & Carol Maker**, [pdmaker@roadrunner.com](mailto:pdmaker@roadrunner.com)

Webmaster: **Gunnar Eisel**

Web Site: [www.sdcss.net](http://www.sdcss.net)

Please address correspondence to:  
 The San Diego Cactus & Succulent Society  
 P.O. Box 33181  
 San Diego, Ca 92136-3181