


VOLUME 58 • NUMBER 02 • FEBRUARY 2023



ESPINAS Y FLORES

IT'S TIME FOR THE 2023 WINTER SHOW AND SALE!

NEWSLETTER OF THE SAN DIEGO CACTUS & SUCCULENT SOCIETY
AN AFFILIATE OF THE CACTUS AND SUCCULENT SOCIETY OF AMERICA

TABLE OF CONTENTS

President's Message pg 3 • Winter Show Rules pg 5

Winter Show Plant Classes pgs 5 - 6 • Plant Tags pg 7

Winter Show Info pg 8 • Volunteer Positions pgs 8 - 9

Pre-show Plant Preparation pgs 10 - 11

January 2023 Brag Table pgs 12 - 23

SDCSS SCHEDULE

Our next event:

FEBRUARY 11TH SHOW AND SALE

Next upcoming meeting:

March 11th



ON THE COVER

Euphorbia suzannae, full of seed

Photo by Jared Petker

EXECUTIVE BOARD

President	Pam Badger
Vice President	Chris Miller
Secretary	Olga Batalov
Treasurer	John McCann

DIRECTORS

Olga Batalov, Pat Bryan, Candy Garner, Jerry Garner, Jen Greene, Kelly Griffin, Dean Karras, and Jared Petker

COMMITTEES & SUB COMMITTEES

Conservation	Herb Stern
Brag table	Denise Huntsman-Griffin & Susan Hopkins
Plant of the Month	Pam Badger
Summer/Winter Show	[open]
Historian	Jerry Garner
Grants	Jerry Garner
Library Committee	Luis Gonzales
Exchange Plants/Seeds	Michelle Heckathorn
Annual Sales	Chris Miller
Auction & Holiday Plants	Kelly Griffin
Show Auction Manager	[open]
Monthly Plant Sales	Chris Miller
Benefit Drawing Table	Allen Clark & Chuck Ramey
Programs	Kelly Griffin
Reception	Susan Hopkins & Candy Garner

New Member Orientation	Patricia Bryan & Jay Crowley
Monthly Regalement	Sandy Wetzel-Smith
Picnic Regalement	[open]
Coffee in the Garden Coordinators	Julie Dixon & Chuck Ramey

LIAISONS

Balboa Park Desert Garden	Susan Hopkins
CSSA Affiliate Rep	Rick Bjorklund
SD Botanic Garden	Phyllis Flechsig
SD Botanic Foundation	Lynn Elliot
SD Floral Association	Jeanette Dutton
SD Zoo Safari Park, Baja & Old World Gardens	May Fong Ho
Palomar CS Society Liaison	Brita Miller

MEMBERSHIP, BUSINESS, & PUBLICITY

Membership	May Fong Ho
Business Manager	Donna Roden
Newsletter Editor	Der-shing Helmer
Webmaster	Jared Petker
Publicity	Christie Lathrop

CONTACT SDCSS

membership@sdcss.net

CONTACT EyF EDITOR

eyf.editor@gmail.com

Opinions expressed in articles and editorial comments are solely the opinions of the author or the editor, and do not necessarily represent the opinion of the SDCSS, the board of Directors, or the organization as a whole. All material submitted to the *Espinas y Flores* for possible publication may be edited in form and content and shared on the club's social media with attribution. All material contained in the *Espinas y Flores* may be reprinted by other non-profit organizations unless permission is expressly denied in a note accompanying the article. Reproduction in whole or part by any other organization without the express consent of the editor is prohibited.

PRESIDENT'S MESSAGE

The big news at this moment is the **Winter Show and Sale**. You may ask why we have a show in the middle of winter, here is the story: Once upon a time, I can't remember the year—I was serving on the Board for the first time so it was long, long ago—someone suggested we have a show hi-lighting our plants that look great this time of year, yet lose their luster by June. The species Tylecodon, Cotyledon, Dudleya, Aloe, Crassula, Aeonium, and others are now in their prime, while many cactus are growing and blooming...thus the Winter Show was born! The time is here to start looking around your collection and preparing those beauties to share with all. We have returned to the original one day format this year, making it easier to show if your time is limited. Bring your plants in between 2–7 PM on Friday, February 10th. The show will be in the patio outside Room 101 under a tent, then you can take them home Saturday evening. There will also be a sale; we have 35 vendors with a wide variety of plants and pots, so be sure to invite your friends and family. Also bring some boxes, both for your purchases and for our visitors!



The January meeting was delightful. Over 70 members were there to enjoy all the activities. There were plenty of cool plants for purchase; I know I made three trips to the cashiers as I kept discovering new treasures. **Jerry Garner** provided some great tips for showing plants in his pre-meeting workshop, and **Olga Batalov** wowed us with beautiful shots of succulents from our local deserts in her Plant of the Month presentation. Our main speaker, **Kevin Kreucher**, took us on a tour of Baja, sharing his amazing pics and his adventures as novice explorer of this amazing succulent locale right in our backyard! Thanks to the presenters and to all of those behind-the-scene volunteers who make our meeting such a wonderful event.

Looking forward to the Spring we have some Coffee in the Garden events scheduled in March and May, then in April a special event—an East County Garden Tour featuring three gardens. I'm calling it: "**Small, Medium, and Large: Making the Most of What you Have.**" Save the date: April 8th and get ready to be impressed. Details to follow, stay tuned!

If you haven't already signed up to volunteer on February 11th for the show and sale, email Chris at c.miller@cox.net (or just show up). We're looking forward to seeing you all at the Show!

Pam Badger

January 26, 2022

SHARE YOUR PASSION!

Have you ever read the *Espinās Y Flores* Newsletter 'Plant of the Month' article and thought - "I could do that!" Why not participate by writing a piece for our **Plant of the Month** feature?

Pick a genus or species that interests you, do a little research, find or take a few pictures and create an article to share with the club!

Contact Pam Badger: pambad1@mac.com

SDCSS ONLINE

FACEBOOK:

www.facebook.com/sdcss

TWITTER: SanDiegoCactus

INSTAGRAM: #sdcss

WEBSITE: www.sdcss.net

2023 SDCSS WINTER SHOW & SALE SCHEDULE, AWARDS AND RULES

SCHEDULES

SCHEDULE FOR FRIDAY FEBRUARY 10TH 2023

BRING IN YOUR SHOW PLANTS from noon – 8pm

VENDOR Setup is midafternoon on Friday based on Tent & table setup.

SCHEDULE FOR SATURDAY FEBRUARY 11TH 2023

8:00am to 10:00am	Set up for OUT-OF-TOWNERS, BRING IN YOUR PLANTS!
9:00am to 11:00am	Sales area open to members only
11:00am	Sales area opens to public
10:00am	Show ROOM open 10am-4pm
10:00am to NOON	Judging, open to public
4:00pm	Show and sales area close

AWARDS

A hand-crafted pot and a certificate suitable for framing will be given to BEST CACTUS, BEST SUCCULENT and BEST WINTER-GROWER plants in the NOVICE, INTERMEDIATE and OPEN Levels, and to the BEST OF SHOW plant (NOVICE or INTERMEDIATE or OPEN)

First, Second, and Third Place Ribbons will be awarded in all categories for both Novice, Intermediate, and Open entrants.



RULES

NO field collected specimens

- 1) Show is open to anyone who grows succulent plants.
- 2) Entries must be in the possession of exhibitors for at least six months. Plants must be clean, (no weeds or debris), healthy (no insects, disease or pesticide odor) and dry. Plant labels should be removed or hidden. Exhibitors are responsible for placing entry cards with plants prior to judging. The show committee may remove any entry that detracts from or jeopardizes the health of other entries.
- 3) Plants must be individually potted specimens except for the category 'Dish Gardens.'
- 4) Depending on number of entries, prior to judging, the show committee may combine or divide categories and rearrange entries. The show area may be PARTIALLY closed during judging, on a section-by-section basis. Judging will be open to the public. Plants must remain in show area until the end of the show.
- 5) Entries are judged on:
 - a) Condition, size, maturity and difficulty of culture: 70%
 - b) Staging - pot, top dressing, arrangement, cleanliness: 25%
 - c) Nomenclature: 5%
 Awards are given only if the judges believe they are merited, and all decisions are final.
- 6) The SDCSS and show committee will take due care to safeguard entries but cannot be held responsible for damage to, or loss of, plants and property.

2022 SDCSS WINTER SHOW PLANT CLASSES & ALPHABETICAL LIST

DIVISION 1: CACTACEAE

NORTH AMERICAN CACTI

- 1) *Ariocarpus*, *Astrophytum*
- 2) *Aztekium*, *Pelecypora*, *Epithelantha*,
Strombocactus, *Obregonia*,
Encephalocarpus, *Ortegocactus*
- 3) *Coryphantha*, *Escobaria*, *Neobesseya*,
Neolloydia, *Leuchtenbergia*
- 4) *Gymnocactus*, *Turbinocarpus*, *Stenocactus*
- 5) *Echinocereus*
- 6) *Echinocactus*, *Ferocactus*, *Hamatocactus*
- 7) *Mammillaria*; hooked spines
- 8) *Mammillaria*; straight spines
- 9) *Thelocactus*, *Sclerocactus*, *Pediocactus*

SOUTH AMERICAN CACTI

- 10) *Blossfeldia*, *Frailea*, *Uebelmannia*,
Buiningia, *Discocactus*, *Melocactus*

- 11) *Copiapoa*
- 12) *Echinopsis*, *Lobivia*
- 13) *Eriosyce*, *Neochilenia*, *Neoporteria*,
Pyrrhocactus, *Horridocactus*
- 14) *Gymnocalycium*, *Acanthocalycium*, *Notocactus*,
Parodia
- 15) *Rebutia*, *Sulcorebutia*, *Weingartia*
- 16) *Matucana*, *Submatucana*, *Oroya*, *Borzicactus*

OTHER CACTI

- 17) Ceroids, columnar types (*Oreocereus*, *Espostoa*)
- 18) *Opuntioides*
- 19) Epiphytic cacti
- 20) Variegates, crests and monstrose
- 21) Other Genera

DIVISION 2: NON-CACTUS SUCCULENTS

Aizoaceae

- 22) *Lithops*
- 23) *Conophytum*
- 24) *Pleiospilos*, *Titanopsis*, *Dinteranthus*, *Faucaria*
- 25) *Mestoklema*, *Aloinopsis*, *Trichodiadema*

Asphodelaceae

- 26) *Aloe species*
- 27) *Aloe hybrid*
- 28) *Gasteria*
- 29) *Haworthia*, *Astroloba*

Crassulaceae

- 30) *Cotyledon*, *Tylecodon*
- 31) *Crassula*, *Kalanchoe*
- 32) *Dudleya*
- 33) *Echeveria*
- 34) *Pachyphytum*, *Graptopetalum*, *Tacitus*
- 35) *Aeonium*
- 36) *Sedum*
- 37) *Adromischus*

Euphorbiaceae

- 38) *Euphorbia*, Madagascar
- 39) *Euphorbia*, Africa
- 40) *Monadenium*, *Jatropha*, *Pedilanthus*, Other
Euphorbiaceae

Geraniaceae

- 41) *Pelargonium*, *Sarcocaulon*

Apocynaceae

- 42) *Adenium*
- 43) *Pachypodium*

Asclepiadaceae

- 44) *Caralluma*, *Hoodia*, *Huernia*, *Stapelia*
- 45) *Fockea*, *Petopentia*, *Raphionacme*,
other *Asclepiadaceae*

Agavaceae

- 46) *Agave*
- 47) *Nolina*, *Yucca*, *Beaucarnea*, *Calibanus*, other
Agavaceae

Asteraceae

- 48) *Senecio*
- 49) *Othonna*

Bromeliaceae

- 50) *Abromeitiella*, *Dyckia*, *Hechtia*
- 51) *Tillandsia*

Burseraceae

- 52) *Bursera*, *Commiphora*

Didiereaceae

- 53) *Alluaudia*, *Didierea*

Dracaenaceae

- 54) *Sansevieria*, *Dracaena*

Moraceae

- 55) *Ficus*, *Dorstenia*

Portulacaceae

- 56) *Avonia*, *Anacampseros*, *Ceraria*

CAUDICIFORMS, PACHYCAULS, GEOPHYTES

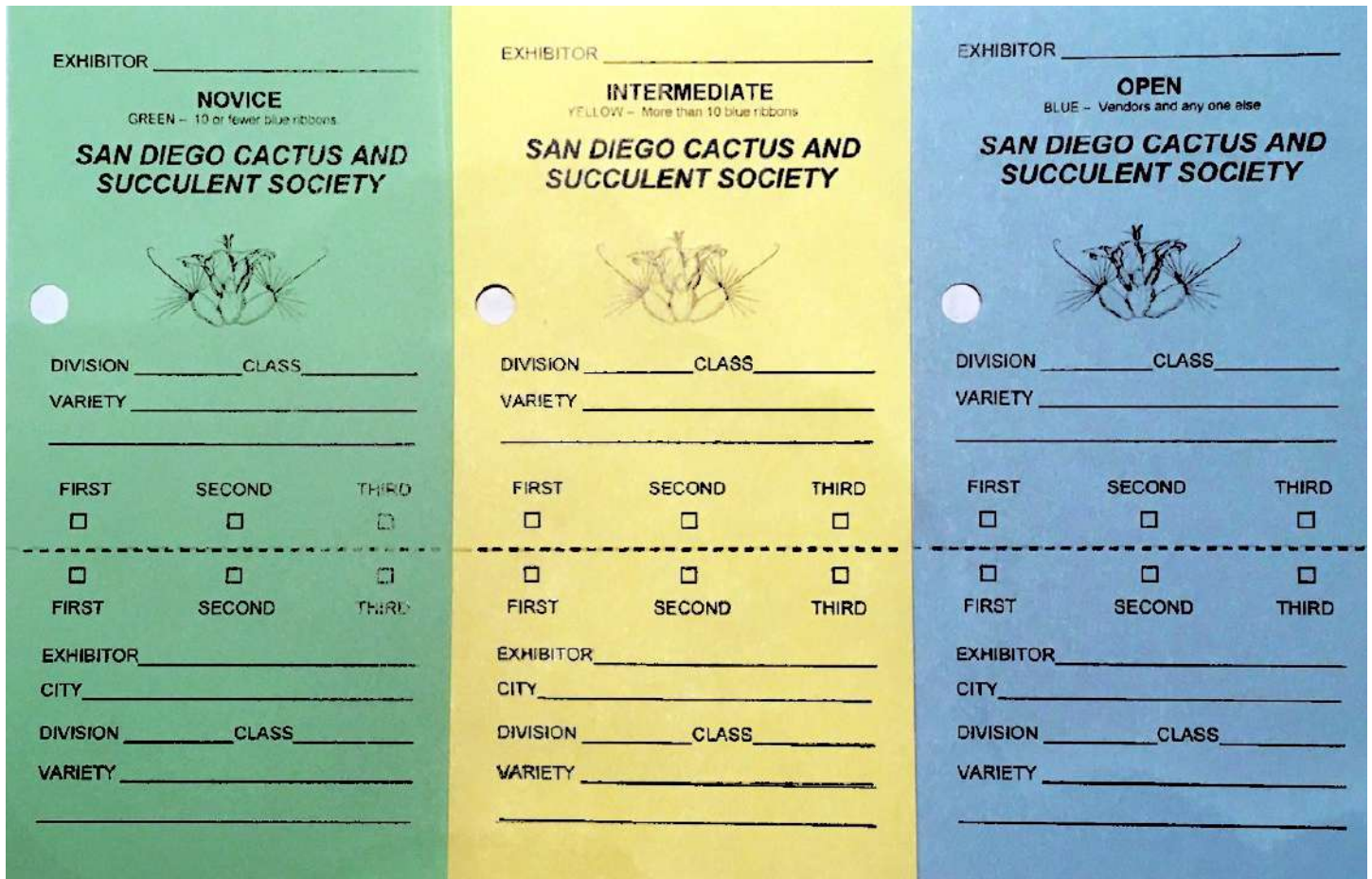
- 57) *Bombax*, *Cucurbits*, *Fouquieria*,
Dioscorea, *Pachycormus*
- 58) Other Genera
- 59) Bulbs

OTHER SUCCULENTS

- 60) Variegates, crests and monstrose
- 61) Succulent bonsai
- 62) Seed grown by exhibitor, cactus or succulent
- 63) Dish Gardens

GENUS	CLASS	GENUS	CLASS	GENUS	CLASS
<i>Abromeitiella</i>	50	<i>Dracaena</i>	54	NORTH AMERICAN CACTI	1 - 9
<i>Acanthocalycium</i>	14	Dracaenaceae	56	<i>Notocactus</i>	14
<i>Adenium</i>	42	<i>Dudleya</i>	32	<i>Obregonia</i>	2
<i>Adromischus</i>	37	<i>Dyckia</i>	50	<i>Opuntioides</i>	18
<i>Aeonium</i>	35	<i>Echeveria</i>	33	<i>Oroya</i>	16
Agavaceae	46 - 47	<i>Echinocactus</i>	6	<i>Oreocereus</i>	17
<i>Agave</i>	46	<i>Echinocereus</i>	5	<i>Ortegocactus</i>	2
Aizoaceae	22 - 25	<i>Echinopsis</i>	12	<i>other Agavaceae</i>	47
<i>Alluaudia</i>	53	<i>Encephalocarpus</i>	2	<i>other Asclepiadaceae</i>	45
<i>Aloe hybrid</i>	27	<i>Epiphytic cacti</i>	19	OTHER CACTI	17 - 21
<i>Aloe species</i>	26	<i>Epithelantha</i>	2	Other Cactus Genera	21
<i>Aloinopsis</i>	25	<i>Eriosyce</i>	13	<i>other Euphorbiaceae</i>	40
<i>Anacampseros</i>	56	<i>Escobaria</i>	3	Other Succulent Genera	58
Apocynaceae	42 - 43	<i>Espostoa</i>	17	<i>Othonna</i>	49
<i>Ariocarpus</i>	1	<i>Euphorbia</i>	38	Pachycauls	57
Asclepiadaceae	44 - 45	<i>Euphorbia</i>	39	<i>Pachycormus</i>	57
Asphodelaceae	26 - 29	Euphorbiaceae	38 - 40	<i>Pachyphytum</i>	34
Asteraceae	48 - 49	<i>Faucaria</i>	24	<i>Pachypodium</i>	43
<i>Astroloba</i>	29	<i>Ferocactus</i>	6	<i>Parodia</i>	14
<i>Astrophytum</i>	1	<i>Ficus</i>	55	<i>Pedilanthus</i>	40
<i>Avonia</i>	56	<i>Fockea</i>	45	<i>Pediocactus</i>	9
<i>Aztekium</i>	2	<i>Fouquieria</i>	57	<i>Pelargonium</i>	41
<i>Beaucarnea</i>	47	<i>Frailea</i>	10	<i>Pelecyphora</i>	2
<i>Blossfeldia</i>	10	<i>Gasteria</i>	28	<i>Petopentia</i>	45
<i>Bombax</i>	57	Geophytes	57	<i>Pleiospilos</i>	24
<i>Borzicactus</i>	16	Geraniaceae	41	Portulacaceae	56
Bromeliaceae	50 - 51	<i>Graptopetalum</i>	34	<i>Pyrrhocactus</i>	13
<i>Buiningia</i>	10	<i>Gymnocactus</i>	4	<i>Raphionacme</i>	45
Bulbs	59	<i>Gymnocalycium</i>	14	<i>Rebutia</i>	15
<i>Bursera</i>	52	<i>Hamatocactus</i>	6	<i>Sansevieria</i>	54
Burseraceae	52	<i>Haworthia</i>	29	<i>Sarcocaulon</i>	41
<i>Calibanus</i>	47	<i>Hechtia</i>	50	<i>Sclerocactus</i>	9
<i>Caralluma</i>	44	<i>Hoodia</i>	44	<i>Sedum</i>	36
Caudiciforms	57	<i>Horridocactus</i>	13	Seed grown by exhibitor, cactus or succulent	62
<i>Ceraria</i>	56	<i>Huernia</i>	44	<i>Senecio</i>	48
<i>Ceroids, columnar</i>	17	<i>Jatropha</i>	40	SOUTH AMERICAN CACTI	10 - 16
<i>Commiphora</i>	52	<i>Kalanchoe</i>	31	<i>Stapelia</i>	44
<i>Conophytum</i>	23	<i>Leuchtenbergia</i>	3	<i>Stenocactus</i>	4
<i>Copiapoa</i>	11	<i>Lithops</i>	22	<i>Strombocactus</i>	2
<i>Coryphantha</i>	3	<i>Lobivia</i>	12	<i>Submatucana</i>	16
<i>Cotyledon</i>	30	<i>Mammillaria; hooked spine</i>	7	<i>Succulent bonsai</i>	61
<i>Crassula</i>	31	<i>Mammillaria; straight spine</i>	8	<i>Sulcorebutia</i>	15
Crassulaceae	30 - 37	<i>Matucana</i>	16	<i>Tacitus</i>	34
Crests, cacti	20	<i>Melocactus</i>	10	<i>Thelocactus</i>	9
Crests, Succulent	60	<i>Mestoklema</i>	25	<i>Tillandsia</i>	51
<i>Cucurbits</i>	57	<i>Monadenium</i>	40	<i>Titanopsis</i>	24
<i>Didierea</i>	53	Monstrose, Cacti	20	<i>Trichodiadema</i>	25
Didiereaceae	53	Monstrose, Succulent	60	<i>Turbincarpus</i>	4
<i>Dinteranthus</i>	24	Moraceae	55	<i>Tylecodon</i>	30
<i>Dioscorea</i>	57	<i>Neobesseya</i>	3	<i>Uebelmannia</i>	10
<i>Discocactus</i>	10	<i>Neochilenia</i>	13	Variegates, Cacti	20
Dish Gardens	63	<i>Neolloydia</i>	3	Variegates, Succulent	60
DIVISION 1: CACTUS	1 - 21	<i>Neoporteria</i>	13	<i>Weingartia</i>	15
DIVISION 2: SUCCULENTS	22 - 61	<i>Nolina</i>	47	<i>Yucca</i>	47
<i>Dorstenia</i>	55				

HOW DO PLANT TAGS WORK?



Ready to exhibit your plants at the show? Meet the plant tags!

- ◇ **NOVICE** (Fewer than 10 Blue Ribbons won in judged competition. Use GREEN entry cards)
- ◇ **INTERMEDIATE** (10+ Blue Ribbons won in judged competition. Use YELLOW entry cards)
- ◇ **OPEN** (Vendors and anyone else. Use BLUE entry cards)

Note that brag tables do not count as judged competitions. Tags will be provided at the show. Fill out your tag with your information, fold on the dashed line to anonymize your entry, and place it with your plant on the correct table.



2023 SDCSS WINTER SHOW & SALE: WHAT TO KNOW

1. **Location:** The sale will be in Room 101—if you have been to the Winter Sale in the past, you know it can get crowded. In the interest of public safety, we will be limiting the number of people in the sales area and strictly enforcing this. We recommend wearing a mask in the sales area, and will have them available for the public.
2. **Volunteer food:** We will have breakfast, lunch, and snacks for all vendors and volunteers; lunch tickets will be included with your badge when you check in. Food will be available in the kitchen and must be taken outside to enjoy. There will be some tables and chairs in the large patio for this purpose.
3. **Early member shopping:** If you are planning on coming for early member shopping, be sure to have your proof of membership or you will not be getting in—we will have no way to check your eligibility. If you are inviting friends, you might suggest they come in the afternoon!
(if you need proof of membership contact membership@sdcss.net)
4. **Bring boxes:** for your own shopping and some extras for the public—just grab a few extras when you are at Costco and bring them along!
5. **Volunteer:** If you have not yet volunteered to help, we can really use some more people at the end of the day. The more people cleaning up, the sooner we can all get home—and there will be a bonus for those there till the job is done! See below for open volunteer opportunities.

Let's all have a great day!

2023 SDCSS WINTER SHOW & SALE: CALL FOR VOLUNTEERS!

We still have need for volunteers for set up on Friday in the sale and show areas. Show set up will start around 2, sale set up needs to start around 10. Once the canopy company is through setting up the canopy in the court yard we need to set up our own canopies, stanchions, and other things.

We need a few people for security on Friday once the vendors show up and the show plants start appearing. Plus someone to help members identify their plants.

Saturday morning we are good for the register teams and security but we need people to be available for breaks and the afternoon shifts. The kitchen can use some more help.

The end of the day has several people to help with boxes, but we will need people to take down the canopies and tables. We also need to leave room 101 as we found it so we need sweepers too.

We also need people to clean up the show area before the canopy company comes to take it down. Again we leave the patio as we found it.

So lots of opportunities to volunteer and get to know other people in the club. Please contact Chris Miller at c.miller@cox.net if you are interested. We will only let volunteers in that have their name on the list.

See next page for open volunteer positions!

2023 SDCSS WINTER SHOW & SALE: CALL FOR VOLUNTEERS!

WINTER 2023

SET UP	TABLES	SHOW AREA	CANOPIES	PATIO SECURITY	STANCHIONS/ ROPES
FRI	SUSAN HOPKINS				
10-12	DEAN KARRAS	REGGIE SALAZARA			
	CHRIS MILLER				SUPPORT VENDORS
12-4					
			SIGNS	SHOW SUPPORT	
4-6				WENDY GOLDMAN	
SALE	CASHIER	SCANNER	LEAD	GREETERS	WILL CALL
SATURDAY				CANDY GARNER	UNPAID HOLDING
LEAD	KEN BROWN			JESSICA MCGEE	CHUCK RAMEY
9 TO 1	1 LYNN ELLIOT	TRICIA BOSTARD		DONNA RODEN	NORB RODEN
	2 MELANIE HOWE	SARA CLAYTON		LIEN LIEU	
	3 WINSTON CHAN	REGGIE SALAZAR			
	4 BETH DARGAN	GEORGIA KENNEY		LINE SUPPORT	
	5 SARA CLAYTON	JODI V			
BACK UP	HEATHER CHAN	BETH JACKSON			PAID HOLDING
				KITCHEN SUPPORT	
1 TO 4	1 SUZY PERKINS	HEATHER CHAN		KAYA	
	2 WINSTON CHAN				
	3 LYNN ELLIOTT				
	4 GEORGIA KENNY				
	5				
BACK UP					

LEAD	BRIAN SHEPHERD			SHOW SECURITY	JUDGES CLERKS
SATURDAY	PATIO SECURITY			SHOW SECURITY	JUDGES CLERKS
8 TO 10	SHERMAN B	JIM DEFOREST	RALPH MORAN	JOHN WILLIAMS?	MARY STEWART
	ALAN W	BRANDI WALKER			BETH JACKSON
10 TO 12	LESLIE SHELLY	EMILY WEAVER			HEATHER CHAN
	PAT BRYAN				DENISE GRIFFIN
12 TO 2	LUIS GONZALEZ	DENNIS FRIEND			JARED PETKER
	LYNN GRANT				DER-SHING HELMER
2 TO 4					ALISON BALDWIN
4 TO 5					
CLEAN UP	BOXES	TABLES	SIGNS	STANCHIONS & ROPES	CANOPIES
4 TO 6	MAY FONG HO				RALPH MORAN
	JEN SHAHEEN				
	TATIANA CHURCH				
	KAIJA				
	PETER HAGOPIAN				

PRE-SHOW PLANT PREPARATION GUIDE



One of Peter Walkowiak's beautifully staged winning plants from the 2019 Winter Show

Whitney Meyer

Let me start off saying that the details of this article would normally be covered in more depth, with visual aids, in a pre-meeting workshop at a regular meeting. As these are not normal times, we are left to do the best we can with what we have.

First, it can't be emphasized enough that this is *your show*. We want you to enter plants and we need you to volunteer. Our shows are the largest social events of the year for the society. We encourage you make new friends, learn new things, talk about your plants, win ribbons, have fun and maybe find a new plant or two.

Let's begin with **prepping** your plants. Start by watering your plants the weekend before the show. This will let your plants be hydrated but dry for the show tables. If you need to use any insecticide, also do this the week before the show. If you have any calcium (salt) build-up on your pots, clean it off with an old tooth brush and vinegar. With a damp cloth wipe any dirt and debris from the pots. Salt and

dust/dirt on the plants can be removed with water and a soft brush or cloth.

Next, **look** at the plant. Remove any garden debris and/or weeds from the pot. Check for insects and spiders. They can be removed with small brushes, tweezers, fingers, or what ever else works. Succulents may have dead leaves, stems or old flowers, clip or prune to remove. Cactus frequently have old flower remains or garden bits in the spines. Remove with tweezers. The trick is to clean the spines without breaking them. Small Agaves and Aloes often have dried leaves at the base of the plant. These can be removed or left on depending on how distracting it is to the looks of the plant. The drying leaf tips of the same group of plants may also be left or removed.

Now that you have a clean pot and plant we need to think about **top dressing**. Top dressing is the visual equivalent of matting a print or painting. It sets the plant off from the growing medium.

PRE-SHOW PLANT PREPARATION GUIDE

Top dressing is commonly gravel, crushed rock, pea gravel, coarse sand, etc. While the choice of top dressing is up to your preference, keep in mind that it should enhance, not distract from the plant. Bright colors are often distracting. You can look for top dressing at garden centers, aquarium stores, pet stores, and building supply centers.



Nicely staged succulents

Whitney Meyer

Now that the plant is all groomed for showing we come to the hardest part of the process (at least according to the show clerks), **filling out the entry cards**. The cards come in four colors: green for novice, yellow for intermediate, blue for open, and white for non-judged. Refer to the show rules for your appropriate category. You will notice that the cards divided into two sections, fill in **BOTH** sections. Also **PLEASE PRINT**.

In the exhibitor space: print your name. In the division space there are four options: Division I, one cactus plant or clump. Division II, one succulent plant or clump. Division III, dish gardens, more than one plant or multiple types of plants. And Division IV, anything goes, plants plus nonplants.

In the newsletter, on the web site, and on printed pages at the show, you will find the various class numbers for your plants. These numbers correspond to the species family of the plants. The class number is followed by the size designation, i.e.

23A, 44B, etc. If the inside of the pot measures, height plus width, 10 inches or less it is the A category. If the height plus width is greater than 10 inches it is then in the B category.

In the variety section of the entry card enter the specific species, hybrid, or hybrid cross name of the plant. The class and variety information should match the information on your plants ID tag. After completing the entry cards, take the plant and corresponding card to the class numbered areas on the show tables. Remove the plant ID tag and place the plant on top of the entry card on the table. Repeat for your next plant. Thanks for your support of the show and good luck.

In wrapping this up, if you have any questions there will be fellow society members to help identify plants and answer questions online (see page 7) and in the show room Friday afternoon and Saturday morning,

JERRY GARNER



Judges at the 2019 Winter Show

Whitney Meyer

JANUARY 2023 BRAG TABLE WINNERS GALLERY

SDCSS members came through and shared lovely winter plants at the January Meeting's Brag Table, judged by the Kreuchers & Kelly Griffin!


Thanks for participating in the brag table! Brag Table will return in March; in the meantime, we are excited to see your best plants featured at the February Show and Sale on Feb 11th, 2023.

JANUARY BRAG TABLE WINNERS: NOVICE SUCCULENT



1st: *Aeonium* cv. 'Starburst'

Mariam A. Parent



2nd: *Sarcocaulon herrei*

Linda Stewart



3rd: *Echeveria* sp. *cristata*

Lien Lieu

JANUARY BRAG TABLE WINNERS: INTERMEDIATE SUCCULENT



1st: *Euphorbia medusa* hybrid

Chuck Ramey



2nd: *Othonna* species

Chuck Ramey



3rd: *Aloe* cv. 'Snow Storm'o

Peter Hagopian


JANUARY BRAG TABLE WINNERS: ADVANCED SUCCULENT



1st: *Titanopsis* dish garden

Brian Shepherd

JANUARY BRAG TABLE WINNERS: ADVANCED SUCCULENT



2nd: *Agave albopilosa*

Kelly Griffin



3rd: *Crassula brevifolia*

Candy & Jerry Garner



3rd: *Agave isthmensis inermis*

Kelly Griffin

JANUARY BRAG TABLE WINNERS: NOVICE CACTUS



1st: *Mammillaria chionocephala*

Linda Stewart



2nd: *Mammillaria carnea*

Mariam A. Parent




3rd: *Mammillaria spinosissima* cv. *Un Pico*

Mariam A. Parent

JANUARY BRAG TABLE WINNERS: INTERMEDIATE CACTUS



1st: *Mammillaria dioica*



Chuck Ramey



2nd: *Mammillaria hahniana*
Chuck Ramey

JANUARY BRAG TABLE WINNERS: ADVANCED CACTUS



1st: *Mammillaria nejpensis*

Candy & Jerry Garner



2nd: *Turbinicarpus saueri ssp. Septentrionalis*

Dean Karras



3rd: *Astrophytum cv. 'Onzuka'*

Kelly Griffin

JANUARY BRAG TABLE PARTICIPANTS



Gymnocalycium vatteri

Tricia Bostard



Titanopsis hugo-schlechteri

Tricia Bostard



Stenocactus guerraianus

Tricia Bostard



Dudleya brittonii

Chuck Ramey

JANUARY BRAG TABLE PARTICIPANTS



Ledebouria socialis

Peter Hagopian



Agave titanota cv. 'White Ice' **Kelly Griffin**



Dudleya cymosa

Dean Karras



Dudleya pachyphytum

Pam Badger

JANUARY BRAG TABLE PARTICIPANTS



Yucca endlichiana

Dean Karras



Dudleya lanceolata

Pam Badger



Tylecodon paniculatus v. dinteri

Pam Badger

JANUARY BRAG TABLE PARTICIPANTS



Aloe cv. 'Cereza'

Kelly Griffin



Crassula suzannae

Kelly Griffin



Lithops bromfieldii

Kelly Griffin



Agave margaritae

Kelly Griffin